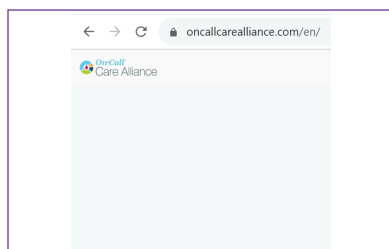


Using the On Call[®] Care Alliance Web Portal



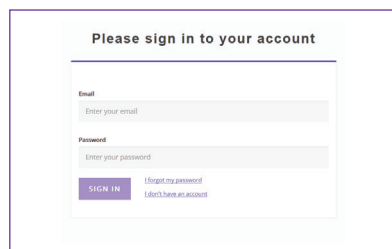
Step 1:

Visit oncallcarealliance.com.



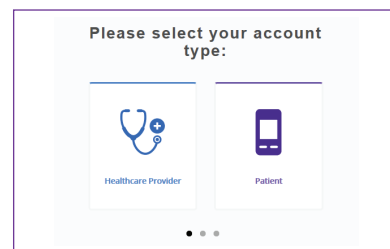
Step 2:

Sign up for an account by clicking on the “I don’t have an account” link or login if a returning user.



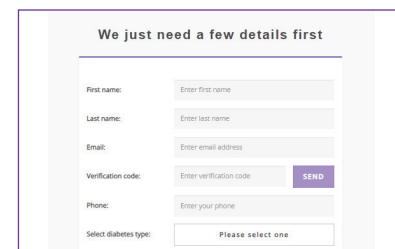
Step 3:

Select “Patient” for account type.



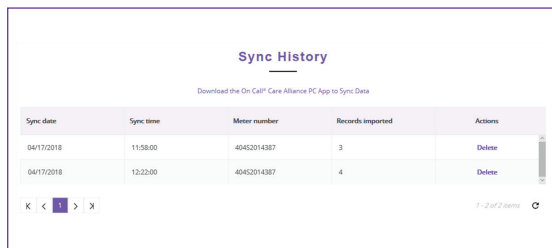
Step 4:

Fill out the registration form and verify account using your email address.



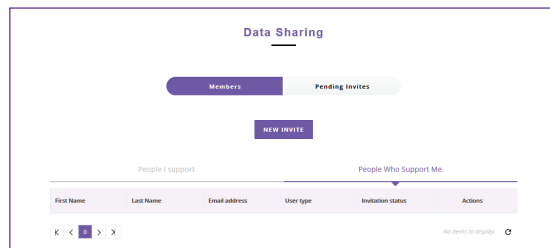
Step 5:

Sync data to the web portal by using the link to download the PC app.



Step 6:

Share your data with your support team and/or healthcare provider by clicking the “New Invite” button to send an invitation and user type.



Step 7:

Monitor trends and averages using the “My Data” tab.



aconlabs.com

Contact Information
858.875.8000