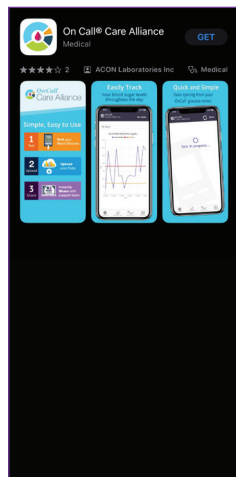


Using the *On Call*[®] Care Alliance Mobile App



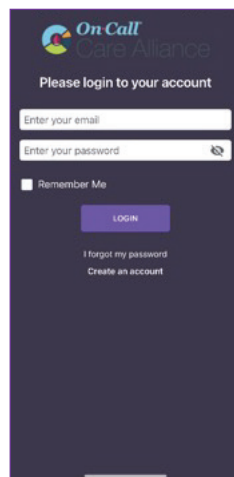
Step 1:

Download the mobile app.



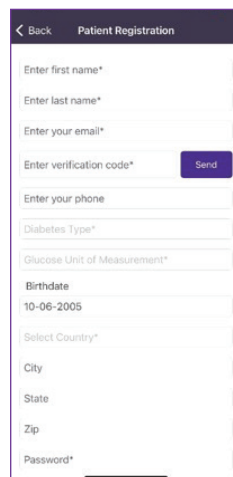
Step 2:

Sign up for an account by clicking on the "Create an account" link or login if a returning user.



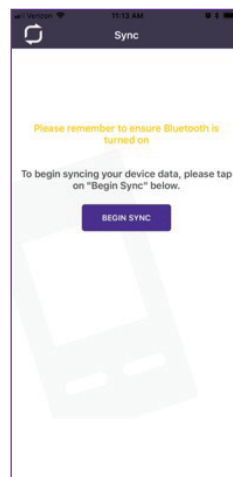
Step 3:

Fill out the registration form and verify your account using your email address.



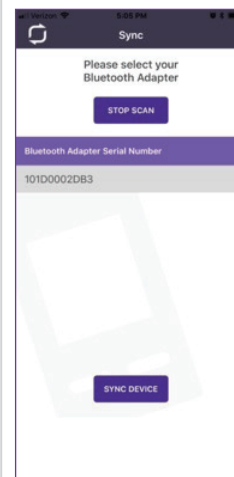
Step 4:

Sync data to the app by using the "Sync" tab and selecting "Begin Sync".



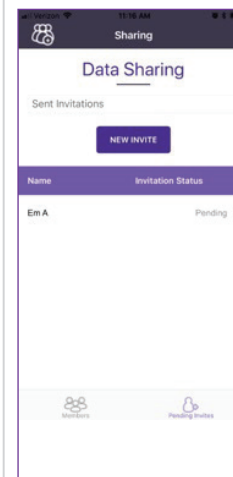
Step 5:

When the adapter serial numbers displays, select "Sync Device" and wait for successful data transfer.



Step 6:

Share your data with your support team and/or healthcare provider by clicking the "New Invite" button to send an invitation and user type.



Step 7:

Monitor trends and averages using the "My Data" tab.



aconlabs.com

Contact Information
858.875.8000